

If I were an apple - Our Tree

CBSE, English, Class - I, Unit - 6

A Tree Model

Students could be asked to observe a tree for an hour and draw the things they have observed. After children have drawn the object, the related vocabulary could be introduced.





The teacher could draw the outline of a huge tree on a chart paper and students could be asked to paste their pictures in the appropriate places. For example, if a student has drawn a crow, she/he would have to explain where was it found on the tree and paste it accordingly on the chart. Each picture could have a label below it.

We can create a worksheet similar to the activity mentioned above. The worksheet can have images and students have to identify and write the names under the picture. This activity could also be done in the reverse order, where the words are given in the worksheet and the students have to depict there.

Introducing Vocabulary: Teacher could show a set of cards with animals or things in it. She could ask them questions based on the cards. For example, what would you do if you were a fish? Students will frame sentences in the following format - *If I were a fish. I would swim.* The following vocabulary could be introduced through this activity.

Sanmple Flash Cards

Fish - swim
Star -twinkle
Frog -jump
Cuckoo -sing
Peacock -dance
Cloud -rain
Monkey - leap
Kite -fly high
Monkey - climb
Bird- fly
Fish- swim
Lion - roar



B. Gayathiri
PST, GPS
Manavely (V)



G. Lakshmy
PST, GPS
Ramanathapuram



K. Perumal
PST, GPS
Navarkulam